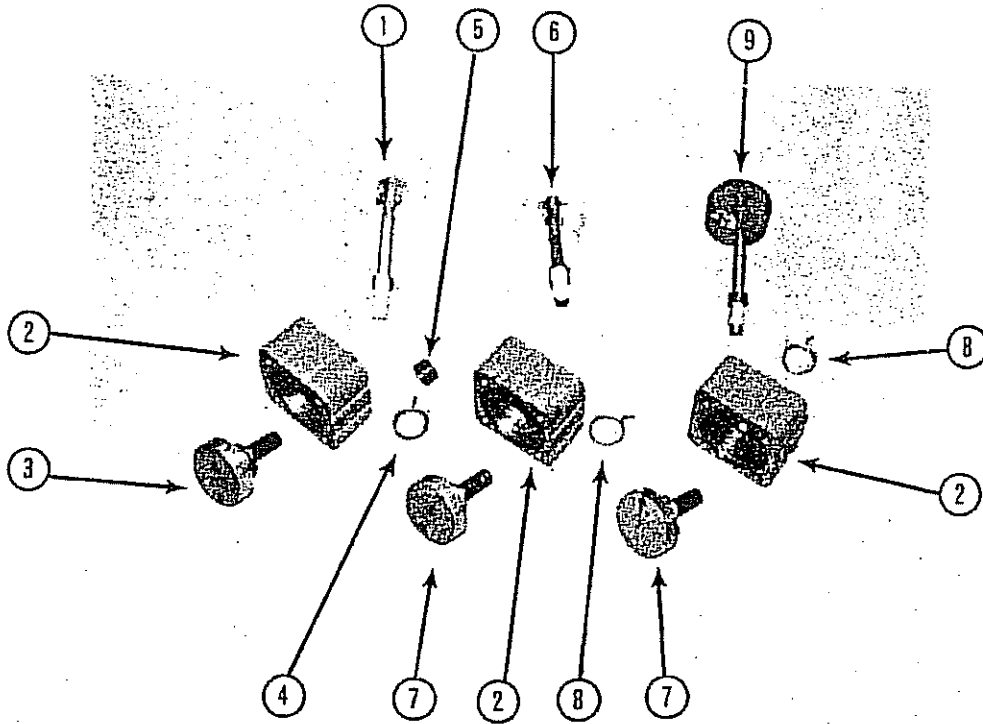
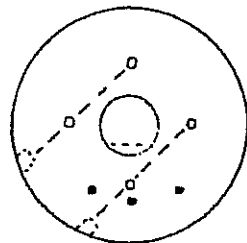


CONTROL VALVE COMPONENTS WEBSTER

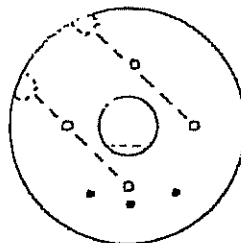
(10/83)



REF. #	PART NO.	DESCRIPTION	QUAN. REQ'D
1	500-547	Handle Assembly, Hitch Arm	1
2	8072110	Valve Body	3
3	8071952	Rotor, Hitch Arm	1
4	11799	Spring, Handle Return, Hitch Arm	1
5	801661	Spacer	1
6	500-748	Handle Assembly, Shut Off Gate	1
7	8071951	Rotor, Gate & Screed Lift	2
8	8008157	Spring, Handle Return, Gate & Screed Lift	1
9	599-749	Handle Assembly, Screed Lift	1



80719-52



80719-51